



























Results 2011








These are the results of the 2011 Aalsmeer Flower Cup.

Classes: [Class I Men](#), [Class I Women](#), [Class I Boys](#), [Class I Girls](#), [Class II Men](#), [Class II Women](#).












#	Name	Compulsory			Voluntary			Preliminaries		Finals		
		Club / organization	Diff	ToF	Total	Diff	ToF	Total	Score	#	Diff	ToF
Class I Men (FIG A)												
1	 Jeffrey Gluckstein USA Gymnastics	3.00	17.600	47.900	15.8	16.860	56.260	104.160	1	15.8	16.880	56.280
2	 Fernando Götschin Pro Patria Zoetermeer	3.10	17.855	47.855	15.6	16.970	52.470	100.325	5	15.6	17.335	56.035
3	 Jack Helme OLGA gymnastics & Trampoline club	3.10	16.800	44.400	15.6	16.200	53.400	97.800	10	15.8	16.580	55.180
4	 Steven Gluckstein USA Gymnastics	2.90	17.220	47.920	15.8	16.150	54.650	102.570	2	15.9	15.580	53.380
5	 Luke Strong OLGA gymnastics & Trampoline club	2.90	16.705	45.205	15.2	16.300	54.600	99.805	6	15.2	15.570	53.070
6	 Neil Gulati USA Gymnastics	2.90	17.115	47.715	15.3	15.875	53.875	101.590	3	14.3	15.885	52.885
7	 Sean Kennedy USA Gymnastics	3.00	16.755	46.255	15.4	16.285	53.185	99.440	7	15.2	16.045	52.545
8	 Greg Roe Gymnastics Canada	2.90	16.615	45.615	16.2	15.915	52.515	98.130	9	15.8	15.605	52.105
9	 Nathan Bailey OLGA gymnastics & Trampoline club	2.70	17.315	47.015	15.2	16.265	54.565	101.580	4	13.8	15.120	50.420
10	 Sebastien St-Germain Gymnastics Canada	2.80	16.680	45.380	15.0	16.215	53.815	99.195	8	6.5	6.820	22.720
11	 Louis Fait French Gymnastics Federation	2.50	16.630	45.730	13.0	15.470	49.870	95.600				
12	 Daniel Greaves OLGA gymnastics & Trampoline club	1.70	17.120	42.120	15.4	15.925	53.025	95.145				
13	 Maxim van Zeijl Pro Patria Zoetermeer	3.10	16.690	42.990	12.9	16.430	51.430	94.420				
14	 Michael Freeman OLGA gymnastics & Trampoline club	2.90	17.250	46.450	5.7	17.315	47.715	94.165				
15	 Kamil Kleczek Polish Sports Acrobatics Federation	2.50	16.360	43.860	13.1	15.540	50.240	94.100				
16	 Redha Messatfa French Gymnastics Federation	2.80	17.285	45.785	13.4	14.275	47.075	92.860				
17	 Rick Nadler Munich Airriders	2.70	15.765	41.665	15.4	15.365	50.265	91.930				
18	 Lukasz Burdziak Polish Sports Acrobatics Federation	2.50	17.095	43.795	11.9	15.645	47.445	91.240				
19	 Matthias Moßner TV 1905 Unterbach e.V.	1.30	15.240	39.040	15.2	16.080	52.080	91.120				
20	 Jem Camble OLGA gymnastics & Trampoline club	2.90	16.365	42.565	11.5	14.640	44.340	86.905				
21	 Kevin Lesueur Acro Tramp Sevrans	2.20	15.030	41.430	10.0	14.765	44.965	86.395				
22	 Dwight Baltus Forza Gymnastica	2.30	15.570	41.070	8.3	15.155	45.155	86.225				
23	 Cédric Randrianasolo French Gymnastics Federation	2.50	16.670	43.870	10.8	12.405	40.105	83.975				
24	 Warren Dawson Apollo TC	2.10	13.830	39.930	8.5	13.475	43.675	83.605				
25	 Jimmy Demmers TVIJ	1.90	14.560	38.860	8.8	14.430	43.330	82.190				
26	 Logan Dooley USA Gymnastics	1.30	16.015	42.515	11.3	11.535	39.535	82.050				

#	Name Club / organization	Compulsory			Voluntary			Preliminaries		Finals		
		Diff	ToF	Total	Diff	ToF	Total	Score	#	Diff	ToF	Total
27	 Simon Debacker GymnastiekFederatie Vlaanderen	3.10	16.195	44.295	9.6	11.355	34.455	78.750				
28	 Steve Sampson OLGA gymnastics & Trampoline club	2.70	15.880	43.780	9.4	10.700	34.200	77.980				
29	 Patrice Gilbert Gymnastique du Québec	2.00	13.770	36.070	9.8	12.965	39.665	75.735				
30	 Curtis Gerein Gymnastics Canada	2.90	16.020	44.220	8.3	9.510	29.910	74.130				
31	 Joe McAdam OLGA gymnastics & Trampoline club	0.80	10.410	27.010	13.4	15.995	46.895	73.905				
32	 Harvey Donelly OLGA gymnastics & Trampoline club	2.50	15.835	44.235	7.8	7.755	26.055	70.290				
33	 Orlando Götschin Pro Patria Zoetermeer	3.10	17.405	44.905	6.9	7.140	23.340	68.245				
34	 Kyle Soehn Gymnastics Canada	2.20	15.210	39.310	8.6	8.200	27.600	66.910				
35	 Swen van der Burgt TCG/KDO Apeldoorn	2.90	14.825	41.225	7.8	7.830	24.630	65.855				
36	 Stephen Humberg SV DJK GW Nottuln	0.00	8.650	22.150	8.1	14.260	43.460	65.610				
37	 Kevin Vandamme GymnastiekFederatie Vlaanderen	3.10	16.730	44.230	5.9	6.535	20.935	65.165				
38	 Vincent Ng Just Bounce Trampoline Club Inc.	0.00	6.160	15.960	13.1	14.685	48.785	64.745				
39	 Radoslaw Barc Polish Sports Acrobatics Federation	2.80	16.900	44.000	5.1	6.630	19.730	63.730				
40	 Joris Geens GymnastiekFederatie Vlaanderen	2.90	16.550	44.550	5.1	4.925	16.525	61.075				
41	 Kayvon Arasteh OLGA gymnastics & Trampoline club	2.70	16.825	44.725	3.4	3.405	11.405	56.130				
42	 Michael Devine USA Gymnastics	2.40	16.900	46.700	2.0	1.745	6.145	52.845				
43	 Pawel Maslikiewicz Polish Sports Acrobatics Federation	0.00	6.575	16.275	6.1	12.115	35.015	51.290				
44	 Nick Davies OLGA gymnastics & Trampoline club	3.10	15.985	44.885	2.0	1.690	5.990	50.875				
45	 Krystian Kleczek Polish Sports Acrobatics Federation	2.90	16.435	39.635	2.0	1.700	6.000	45.635				
46	 Bruno McClish Gymnastique du Québec	2.30	14.530	40.330	1.5	1.490	4.790	45.120				
47	 Éric Gosselin Gymnastique du Québec	0.00	5.095	12.295	8.5	9.600	30.900	43.195				


















Class I Women (FIG A)






























1	 Savannah Vinsant USA Gymnastics	2.70	15.780	44.480	14.1	15.205	52.905	97.385	2	14.1	15.440	53.440
2	 Emma Smith OLGA gymnastics & Trampoline club	2.70	15.645	43.745	13.8	15.050	50.950	94.695	5	15.6	14.585	51.985
3	 Bryony Page OLGA gymnastics & Trampoline club	2.90	16.150	44.250	14.4	15.260	51.760	96.010	3	14.4	15.125	51.525
4	 Dakota Earnest USA Gymnastics	2.70	16.000	43.800	14.0	15.330	50.730	94.530	6	13.8	15.060	51.260
5	 Kat Driscoll Apollo TC	2.70	16.465	44.465	14.4	15.565	53.165	97.630	1	14.4	15.685	50.785
6	 Alaina Williams USA Gymnastics	2.70	16.090	43.690	13.9	15.125	51.125	94.815	4	13.9	14.690	49.990
7	 Pascal Wiebering Trampolinevereniging Triffis Alkmaar	2.80	14.920	41.820	12.3	14.290	47.790	89.610	9	12.5	14.240	46.640




#	Name	Compulsory			Voluntary			Preliminaries			Finals		
		Club / organization	Diff	ToF	Total	Diff	ToF	Total	Score	#	Diff	ToF	Total
8	 Kailey McLeod Gymnastics Canada	2.90	14.900	42.600	10.8	14.150	46.450	89.050	10	7.2	8.570	28.970	
9	 Kirsten Boersma Pro Patria Zoetermeer	3.10	15.975	42.675	12.7	15.200	49.700	92.375	7	4.4	4.875	16.375	
10	 Océane Coudert French Gymnastics Federation	2.00	15.640	41.240	10.2	15.530	48.830	90.070	8	1.5	1.645	5.445	
11	 Aubrey Denton Trampoline and Tumbling Express	2.50	14.600	41.000	12.0	14.160	47.660	88.660					
12	 Brenda Wagenveld TCG Sparta Ermelo	2.90	15.415	41.215	12.0	14.510	46.610	87.825					
13	 Rebecca Finch OLGA gymnastics & Trampoline club	2.10	14.585	39.685	9.7	14.625	47.225	86.910					
14	 Madeleine Graaman TVIJ	2.70	15.110	40.710	9.6	14.310	46.010	86.720					
15	 Anne van der Veen TCG Sparta Ermelo	1.60	15.310	40.310	8.2	15.040	45.840	86.150					
16	 Christin Kaiser SC Cottbus Turnen e.V.	2.30	15.300	40.000	11.0	14.495	45.895	85.895					
17	 Olivia Bortolazzo Shasta Trampoline Team	1.20	14.815	38.215	10.7	14.470	47.270	85.485					
18	 Audrey Delisle Gymnastique du Québec	2.20	14.740	39.340	9.7	14.430	45.530	84.870					
19	 Katy Ianson OLGA gymnastics & Trampoline club	2.20	15.260	40.660	10.1	13.400	43.400	84.060					
20	 Marie-Pier Huard Gymnastique du Québec	2.00	14.005	39.605	9.8	13.370	44.170	83.775					
21	 Emilie Giordano French Gymnastics Federation	1.50	14.245	38.545	10.8	13.600	45.000	83.545					
22	 Justine Brodelet GymnastiekFederatie Vlaanderen	1.30	13.905	37.105	11.6	15.050	46.350	83.455					
23	 Laëtitia Hauwelle Acro Tramp Sevrans	1.40	13.845	38.945	7.8	13.750	43.050	81.995					
24	 Magdalena Switalska Polish Sports Acrobatics Federation	1.50	14.030	38.030	10.0	13.635	43.835	81.865					
25	 Lenja Swinnen Gym 90 Beringen	2.40	14.485	38.985	9.7	14.205	41.705	80.690					
26	 Gaby Broersma TCG/KDO Apeldoorn	2.40	14.735	37.135	8.5	14.540	43.440	80.575					
27	 Louise McCartney East Kilbride Trampoline Club	2.00	14.835	37.435	9.8	14.030	42.330	79.765					
28	 Maaïke Jongerius TCG/KDO Apeldoorn	2.50	14.045	34.945	9.2	13.335	42.935	77.880					
29	 Mélyany Bigras Gymnastique du Québec	0.60	11.750	32.250	8.8	13.755	43.955	76.205					
30	 Laura Gallagher OLGA gymnastics & Trampoline club	2.70	16.680	43.680	9.2	9.875	32.175	75.855					
31	 Anita Cirillo Gymnastics Canada	2.10	15.450	42.150	8.3	10.070	32.770	74.920					
32	 Sophie Lewis OLGA gymnastics & Trampoline club	2.70	15.205	41.105	7.0	8.890	27.990	69.095					
33	 Tara Fokké Pro Patria Zoetermeer	2.70	16.255	42.755	5.8	6.390	21.590	64.345					
34	 Marzena Zelazna Polish Sports Acrobatics Federation	1.50	14.055	36.755	6.2	8.420	25.520	62.275					
35	 Emma Scanlon OLGA gymnastics & Trampoline club	2.90	15.790	42.390	4.8	6.490	19.590	61.980					
36	 Leslie Kohler French Gymnastics Federation	1.30	1.520	4.920	10.6	14.235	46.835	51.755					

#	Name Club / organization	Compulsory			Voluntary			Preliminaries		Finals		
		Diff	ToF	Total	Diff	ToF	Total	Score	#	Diff	ToF	Total
37	 Didi Hendriks TCG/KDO Apeldoorn	1.50	8.920	19.520	9.0	9.900	31.500	51.020				
38	 Sophie Leblanc Gymnastique du Québec	2.70	14.465	40.265	2.9	3.065	10.165	50.430				
39	 Andrea Lenders Flik-Flak	3.50	15.585	42.785	2.0	1.690	6.090	48.875				
40	 Joëlle van Bennekom TCG Sparta Ermelo	2.20	15.320	40.020	1.1	1.615	5.015	45.035				
41	 Zofia Berlikowska Polish Sports Acrobatics Federation	0.90	13.245	35.745	2.1	2.965	9.165	44.910				
42	 Sophie Singleton OLGA gymnastics & Trampoline club	1.30	13.255	34.955	2.1	2.870	8.970	43.925				
43	 Mélina Fortin Gymnastique du Québec	2.40	12.190	29.390	3.4	3.980	12.980	42.370				
44	 Weronika Zawadzka MKS Victoria Jawor	1.20	13.960	37.660	1.3	1.505	4.505	42.165				
45	 Ottilie Schelstraete GymnastiekFederatie Vlaanderen	1.30	14.205	35.605	1.5	1.620	5.220	40.825				
46	 Gemma Proud Apollo TC	0.70	7.475	19.975	5.0	5.940	19.840	39.815				
47	 Patricia Meijer Pro Patria Zoetermeer	1.70	5.005	13.205	5.4	6.435	20.735	33.940				























Class I Boys (FIG B)






















1	 Allan Morante French Gymnastics Federation	17.425	42.025	13.5	16.600	51.800	93.825	1	13.5	16.695	52.695
2	 Josuah Faroux French Gymnastics Federation	16.355	40.955	13.7	15.560	52.060	93.015	2	13.7	16.185	52.485
3	 Jason Ryall OLGA gymnastics & Trampoline club	16.260	40.160	13.3	15.790	51.890	92.050	4	13.1	15.915	51.815
4	 Fabian Vogel SC Cottbus Turnen e.V.	17.080	41.180	11.8	16.560	51.060	92.240	3	13.1	16.605	51.605
5	 Hunter Brewster Trampoline and Tumbling Express	15.930	40.530	13.5	15.650	49.150	89.680	7	14.5	15.340	51.340
6	 Alexandre Bartolo Gymnastics Canada	15.895	39.095	13.1	15.185	49.385	88.480	10	13.1	15.715	51.315
7	 Loïc Lenoir GymnastiekFederatie Vlaanderen	15.890	40.190	11.2	15.235	49.235	89.425	8	11.2	15.295	49.395
8	 Nathaniel Scott Apollo TC	15.465	39.665	11.3	15.145	49.345	89.010	9	11.3	15.090	49.290
9	 Lars Weiland Frankfurt FLYERS	16.500	40.200	13.1	15.900	49.600	89.800	6	4.3	9.655	26.255
10	 Philip Jackson OLGA gymnastics & Trampoline club	16.015	40.815	14.0	14.895	49.395	90.210	5	4.9	5.025	17.025
11	 Rutger de Groot TCG/KDO Apeldoorn	16.400	41.300	13.8	15.180	46.980	88.280				
12	 Zachary Sheridan OLGA gymnastics & Trampoline club	15.220	39.520	12.3	14.540	48.040	87.560				
13	 Joe Berry OLGA gymnastics & Trampoline club	15.180	38.580	12.1	14.325	47.125	85.705				
14	 Cody Gesuelli Ultra Twisters	14.585	39.085	11.9	13.625	46.125	85.210				
15	 Ben van Overberghe Sportac'86 Deinze	14.880	38.480	12.1	14.060	46.560	85.040				
16	 Dante Hebert Trampoline and Tumbling Express	15.905	38.805	12.0	14.455	45.755	84.560				
17	 Dawid Gawel Polish Sports Acrobatics Federation	15.025	38.325	13.7	14.230	45.830	84.155				

#	Name Club / organization	Compulsory			Voluntary			Preliminaries		Finals		
		Diff	ToF	Total	Diff	ToF	Total	Score	#	Diff	ToF	Total
18	 Louis Prejean Trampoline and Tumbling Express	15.320	37.620		8.9	14.925	45.925	83.545				
19	 Jens Kees Turncentrum Sportstad Heerenveen	14.450	38.150		9.4	14.585	45.285	83.435				
20	 Filip Tratwal Polish Sports Acrobatics Federation	15.655	36.455		12.0	14.895	46.095	82.550				
21	 Tomasz Krzemien Polish Sports Acrobatics Federation	14.650	36.850		7.8	14.875	45.375	82.225				
22	 Szymon Lopaciuch Polish Sports Acrobatics Federation	14.315	37.115		11.1	13.770	44.770	81.885				
23	 Aaron Lymer Stoke Elite Trampoline Club	14.475	37.475		10.4	13.935	44.035	81.510				
24	 Colin Duda Ultra Twisters	14.970	36.370		10.0	15.140	45.040	81.410				
25	 Sina Abolghassem OLGA gymnastics & Trampoline club	14.785	35.385		9.4	14.920	45.420	80.805				
26	 Michiel Alders Gym 90 Beringen	14.955	37.155		7.8	14.795	43.495	80.650				
27	 Louis Murray Apollo TC	16.335	37.335		10.0	14.735	43.235	80.570				
28	 Jacob Moorman Ultra Twisters	15.535	36.235		11.3	13.495	43.895	80.130				
29	 Beau Istas GymnastiekFederatie Vlaanderen	12.980	34.880		7.8	14.275	43.675	78.555				
30	 Melvin Dokter SV OMNIA 2000 Aalsmeer	14.530	35.855		8.9	14.215	42.415	78.270				
31	 Karol Kolodziej Polish Sports Acrobatics Federation	14.165	37.665		9.4	13.660	40.360	78.025				
32	 Bart de Vries Flik-Flak	14.500	35.400		8.1	14.860	41.860	77.260				
33	 Piotr Tratwal Polish Sports Acrobatics Federation	13.510	37.010		11.6	11.775	39.775	76.785				
34	 Stanislavs Sinkevics B.J.C. Daugmale	13.465	34.865		10.7	12.825	40.625	75.490				
35	 Simon Chérot KSGT	15.285	36.985		8.6	12.885	37.885	74.870				
36	 Kevin Suurd DFS Hoogezand	12.880	34.980		5.9	12.740	39.540	74.520				
37	 Bjorn Kindekens KSGT	14.020	36.420		7.5	13.935	38.035	74.455				
38	 Vincent Estades French Gymnastics Federation	16.540	40.140		6.3	7.825	25.125	65.265				
39	 Wannas Geens Sterk en Lenig Drongen	12.695	30.295		5.6	12.550	34.750	65.045				
40	 Marc-André Trahan Gymnastique du Québec	14.700	38.000		4.2	4.205	14.105	52.105				
41	 Arkadiusz Pniewski Polish Sports Acrobatics Federation	16.290	40.390		2.5	3.245	10.045	50.435				
42	 Sven Hop TCG/KDO Apeldoorn	12.980	35.880		3.8	3.690	13.090	48.970				
43	 Michael Goossens GymnastiekFederatie Vlaanderen	15.010	38.010		1.8	3.170	8.870	46.880				
44	 Mateusz Karaban Polish Sports Acrobatics Federation	15.205	37.405		2.2	3.470	8.770	46.175				
45	 Lukasz Nowak Polish Sports Acrobatics Federation	14.740	36.740		2.1	3.255	9.055	45.795				
46	 Maciej Zatyka Polish Sports Acrobatics Federation	1.475	3.575		9.3	14.025	40.825	44.400				






























#	Name	Compulsory			Voluntary			Preliminaries			Finals		
		Club / organization	Diff	ToF	Total	Diff	ToF	Total	Score	#	Diff	ToF	Total
47	 Didier Schiltz Swiss Gymnastics Federation		14.720	38.720	1.5	1.450	4.750	43.470					
48	 Valentin Janniaux French Gymnastics Federation		4.780	11.980	1.5	1.575	4.975	16.955					
49	 Krystian Czerniej Polish Sports Acrobatics Federation		1.440	3.540	2.4	2.450	8.150	11.690					










Class I Girls (FIG B)

1	 Pamela Clark East Kilbride Trampoline Club		15.390	40.090	13.7	15.325	51.025	91.115	1	13.7	14.965	50.865
2	 Nicole Short OLGA gymnastics & Trampoline club		14.920	37.720	12.7	14.265	49.665	87.385	3	12.7	14.255	50.055
3	 Emma Britton OLGA gymnastics & Trampoline club		14.805	40.105	12.1	14.060	48.760	88.865	2	12.1	13.990	48.890
4	 Karine Dufour Gymnastique du Québec		14.560	38.760	10.3	14.820	47.920	86.680	4	10.3	14.770	48.370
5	 Lexi Giesbrecht Gymnastics Canada		14.280	39.880	10.9	13.010	46.510	86.390	7	11.8	13.370	48.170
6	 Deana Parris Fairland Trampoline and Tumbling		14.875	40.075	10.0	14.205	46.505	86.580	6	10.0	14.520	47.620
7	 Jackie Lionahr Pro Patria Zoetermeer		15.285	39.085	9.0	15.205	47.005	86.090	9	9.0	14.955	45.755
8	 Raissa Swerts Gym 90 Beringen		15.510	40.010	8.1	15.205	46.205	86.215	8	8.1	15.305	45.105
9	 Romana Schuring TVIJ		14.820	39.520	10.2	14.540	47.140	86.660	5	10.2	14.520	43.820
10	 Cloé Deschênes Gymnastique du Québec		15.135	39.335	10.0	14.750	46.750	86.085	10	3.4	4.575	14.675
11	 Bo Bet Trampolinevereniging Triffis Alkmaar		14.955	39.255	11.2	14.175	46.775	86.030				
12	 Stephanie Böhme SC Cottbus Turnen e.V.		15.080	39.680	9.2	14.745	46.245	85.925				
13	 Denise Liefting Trampolinevereniging Triffis Alkmaar		14.885	40.385	8.0	14.225	45.525	85.910				
14	 Meghan O'Connell Ultra Twisters		14.480	39.180	10.4	13.595	45.895	85.075				
15	 Eve Charbonneau Gymnastics Canada		14.550	38.850	9.4	14.215	45.915	84.765				
16	 Jade Read Apollo TC		14.940	39.840	9.2	13.635	44.735	84.575				
17	 Estelle Bregatta French Gymnastics Federation		14.310	38.210	8.2	14.280	46.180	84.390				
18	 Lucy Alcock Stoke Elite Trampoline Club		15.290	38.990	8.5	14.760	45.260	84.250				
19	 Carlijn Blekkink Turncentrum Sportstad Heerenveen		14.325	38.725	10.5	13.625	45.325	84.050				
20	 Kayleigh Ward-Bailey OLGA gymnastics & Trampoline club		14.760	38.460	9.8	14.410	45.210	83.670				
21	 Andrea Ghanian Ultra Twisters		13.950	38.850	10.0	12.670	44.770	83.620				
22	 Laura Hul Lenig en Vlug		14.200	38.400	9.7	13.975	45.175	83.575				
23	 Jordyn Miller-Burko Just Bounce Trampoline Club Inc.		14.315	38.415	10.6	13.860	44.960	83.375				
24	 Carmen Schneider TSV Friedberg		14.020	38.120	9.0	13.810	44.910	83.030				
25	 Mackenzie Martin Air Extreme		14.000	38.300	9.3	13.930	44.730	83.030				




















#	Name Club / organization	Compulsory			Voluntary			Preliminaries		Finals		
		Diff	ToF	Total	Diff	ToF	Total	Score	#	Diff	ToF	Total
26	 Caro Lenoir GymnastiekFederatie Vlaanderen	14.670	37.470	10.3	14.200	45.400	82.870					
27	 Carolina del Rio Veneroso Gymnastics	13.975	37.575	8.5	14.000	45.000	82.575					
28	 Aileen Rösler Munich Airriders	13.900	39.000	9.0	12.950	43.550	82.550					
29	 Kieran Wheatley Just Bounce Trampoline Club Inc.	13.240	37.640	9.7	13.040	44.640	82.280					
30	 Ivanna Antezana Fairland Trampoline and Tumbling	13.960	38.060	9.1	13.690	44.190	82.250					
31	 Sara Debacker Lenig en Vlug	14.180	37.680	9.0	14.585	44.485	82.165					
32	 Lara Craig Two Foot Higher Trampoline Club	14.240	37.340	8.2	14.285	44.785	82.125					
33	 Emmelijnn Smits Turnoss	13.640	37.640	8.5	13.605	44.005	81.645					
34	 Jaimy van Zundert Pro Patria Zoetermeer	13.340	37.140	8.6	13.850	44.350	81.490					
35	 Georgie Haycock OLGA gymnastics & Trampoline club	13.660	37.860	8.1	13.315	43.315	81.175					
36	 Amanda Martin Gymnastics Canada	13.740	36.940	11.2	12.690	44.090	81.030					
37	 Saskia Holsteiner TV 1905 Unterbach e.V.	13.515	37.315	7.5	13.585	42.985	80.300					
38	 Ashley Kuijper Pro Patria Zoetermeer	14.000	36.800	7.2	14.060	43.460	80.260					
39	 Breanne Hatter Ultra Twisters	13.910	36.510	9.1	13.440	43.540	80.050					
40	 Mollie Baker OLGA gymnastics & Trampoline club	13.955	37.355	8.1	13.625	42.525	79.880					
41	 Audrey Ghanian Ultra Twisters	14.330	38.830	9.2	12.250	41.050	79.880					
42	 Nicole Gacsi Ultra Twisters	13.870	35.670	9.1	13.810	43.710	79.380					
43	 Delphine Bogaert Turnclub Iduna Gent	12.875	36.875	7.8	12.900	42.300	79.175					
44	 Niamh Slattery Trampolinevereniging Triffis Alkmaar	13.520	37.120	7.1	13.300	42.000	79.120					
45	 Demi van Hoek Flik-Flak	13.450	36.750	8.1	13.255	42.355	79.105					
46	 Kim Emans Flik-Flak	14.260	36.060	7.8	14.405	42.905	78.965					
47	 Estrea Wiggers Flik-Flak	13.720	35.720	8.5	13.420	43.220	78.940					
48	 Jessie van Ooijen Flik-Flak	13.125	36.625	7.8	13.460	42.260	78.885					
49	 Savannah Deckers Flik-Flak	13.510	36.210	8.1	13.360	42.060	78.270					
50	 Annet Donkers Pro Patria Zoetermeer	13.250	35.750	6.9	13.410	42.310	78.060					
51	 Grace Chezzi Gym 90 Beringen	13.045	34.845	8.0	13.480	43.180	78.025					
52	 Lara Schut Trampolinevereniging Triffis Alkmaar	13.375	35.375	7.2	13.260	41.560	76.935					
53	 Eliska Jodasova Sokol Zizkov	13.790	35.990	6.7	13.850	40.650	76.640					
54	 Melissa Schuur TCG Sparta Ermelo	13.610	35.710	5.7	14.050	40.850	76.560					






























#	Name Club / organization	Compulsory			Voluntary			Preliminaries		Finals		
		Diff	ToF	Total	Diff	ToF	Total	Score	#	Diff	ToF	Total
55	Johanna Grüll Frankfurt FLYERS	15.020	39.020		8.5	11.485	37.385	76.405				
56	Madelief Markx Turnoss	13.500	34.500		7.2	13.550	41.350	75.850				
57	Nathalie Schipper TCG Sparta Ermelo	12.940	34.640		8.3	12.750	40.850	75.490				
58	Bente Geleijn SV OMNIA 2000 Aalsmeer	13.310	34.910		8.7	12.880	40.180	75.090				
59	Melanie van Duin Pro Patria Zoetermeer	11.755	32.255		6.6	13.390	42.490	74.745				
60	Patricia Berger Vfl Grasdorf	12.985	34.485		7.2	12.635	40.035	74.520				
61	Claudia de Graaf VAKO Vries	13.070	35.670		5.4	12.505	38.505	74.175				
62	Lisa van Esch Turnoss	13.250	33.750		7.8	13.280	40.380	74.130				
63	Robin van As SV OMNIA 2000 Aalsmeer	13.205	33.905		8.5	13.705	39.205	73.110				
64	Jacqueline Esplör SV DJK GW Nottuln	14.310	33.810		5.7	14.140	37.840	71.650				
65	Sara Gaj MKS Victoria Jawor	11.460	30.560		6.3	12.960	40.760	71.320				
66	Jente Versighel Sterk en Lenig Drongen	12.780	34.380		6.1	11.295	36.295	70.675				
67	Rowana Moenis SV OMNIA 2000 Aalsmeer	12.660	29.660		6.9	12.690	38.990	68.650				
68	Patricia Hahne TV 1905 Unterbach e.V.	13.465	31.965		5.1	13.590	35.890	67.855				
69	Lauren Verleysen Sportac'86 Deinze	14.415	35.415		4.9	9.535	29.735	65.150				
70	Silva Müller SC Cottbus Turnen e.V.	14.670	39.870		5.6	7.410	25.010	64.880				
71	Marciniak Justyna MKS Victoria Jawor	11.275	30.375		6.7	11.365	32.265	62.640				
72	Miona van der Wiel Flik-Flak	13.355	36.355		5.0	8.015	25.515	61.870				
73	Abbie Hiscox OLGA gymnastics & Trampoline club	7.300	18.600		7.2	12.955	38.555	57.155				
74	Louise Whitters East Kilbride Trampoline Club	13.535	36.635		3.9	5.460	17.760	54.395				
75	Maud Peperkamp Trampolinevereniging Triffis Alkmaar	7.350	20.050		4.1	10.840	34.340	54.390				
76	Alyssa Smith Air Extreme	13.820	35.220		4.6	5.500	18.400	53.620				
77	Katy Buitendyk OLGA gymnastics & Trampoline club	15.170	38.870		3.4	4.615	14.615	53.485				
78	Shannon Comeault Shasta Trampoline Team	13.690	37.190		3.4	4.375	14.375	51.565				
79	Anastasija Bosshard Swiss Gymnastics Federation	15.010	40.110		2.1	3.040	9.640	49.750				
80	Katharina Grüll Frankfurt FLYERS	14.475	37.275		1.9	2.980	9.080	46.355				
81	Anna Butler OLGA gymnastics & Trampoline club	15.410	39.710		1.3	1.505	4.905	44.615				
82	Suzan Vlaming Forza Gymnastica	14.580	38.380		1.3	1.550	5.050	43.430				
83	Carla Mills East Kilbride Trampoline Club	14.760	38.160		1.3	1.570	4.770	42.930				





























#	Name	Compulsory			Voluntary			Preliminaries			Finals		
		Club / organization	Diff	ToF	Total	Diff	ToF	Total	Score	#	Diff	ToF	Total
Class II Men (FIG B)													
1	 Jan-Eric Gesing Vfl Grasdorf		15.715	38.615	8.0	15.675	46.575	85.190	2	7.9	15.815	47.115	
2	 James Robinson-Doyle OLGA gymnastics & Trampoline club		13.830	37.730	8.0	13.850	45.350	83.080	7	8.0	13.965	46.565	
3	 Lewis Bartlett Portsmouth Trampoline Club		15.185	39.785	8.3*	15.480	48.580	88.365	1	8.3*	15.420	46.420	
4	 Robin Kramer Cleton Sports		14.515	38.015	8.1*	14.480	45.880	83.895	3	8.1*	15.020	46.020	
5	 Ingo Krüger Vfl Grasdorf		13.930	35.630	8.2*	15.560	47.960	83.590	4	8.2*	15.205	46.005	
6	 Adam Whalan Stoke Elite Trampoline Club		15.605	38.705	7.9	15.320	44.520	83.225	6	7.6	15.500	46.000	
7	 Vincent Christen Swiss Gymnastics Federation		13.105	36.605	8.0	13.500	45.900	82.505	8	8.0	13.815	45.815	
8	 Adam Payne Portsmouth Trampoline Club		15.760	37.160	8.1*	15.440	44.740	81.900	9	8.1*	15.930	45.730	
9	 Stewart Addison Tigger's Trampoline and DMT		14.495	38.195	8.8*	14.620	45.220	83.415	5	8.8*	14.695	44.895	
10	 Romain Gonzalez Acro Tramp Sevrans		14.675	37.075	7.9	14.355	44.455	81.530	10	7.9	14.145	43.445	
11	 Maxime Thevenin Gymnastique du Québec		14.185	37.885	7.8	13.935	43.635	81.520					
12	 Daniel Sale OLGA gymnastics & Trampoline club		12.655	36.355	8.0	12.385	41.585	77.940					
13	 Liran Gil Swiss Gymnastics Federation		12.610	35.210	7.5	12.695	42.095	77.305					
14	 Thomas Kirkbride OLGA gymnastics & Trampoline club		12.865	35.265	7.0	12.660	41.960	77.225					
15	 Oliver Simonot OLGA gymnastics & Trampoline club		13.230	34.930	8.1*	12.860	42.160	77.090					
16	 Dmitrijs Antons B.J.C. Daugmale		12.895	34.095	8.0	12.850	42.250	76.345					
17	 Sacha Vinagre Acro Tramp Sevrans		13.145	36.245	8.0	12.080	40.080	76.325					
18	 Lukasz Mikula MKS Victoria Jawor		12.495	34.195	7.8	12.750	41.850	76.045					
19	 Sander Musschoot Lenig en Vlug		13.505	35.705	7.5	13.470	39.970	75.675					
20	 Keiran Dalton Tigger's Trampoline and DMT		12.490	32.190	6.9	12.860	42.160	74.350					
21	 Claes Kwinten Gym 90 Beringen		13.420	33.920	7.1	13.325	39.925	73.845					
22	 Bartek Kolodziej MKS Victoria Jawor		12.490	33.390	7.8	12.600	40.300	73.690					
23	 Emiel Huyghe Lenig en Vlug		13.170	31.370	7.9	13.270	41.270	72.640					
24	 Marthijs Veltman SV OMNIA 2000 Aalsmeer		15.000	36.700	7.9	11.650	35.450	72.150					
25	 Zilver Schmitz TCG/KDO Apeldoorn		11.775	30.675	7.8	11.975	38.675	69.350					
26	 Bartek Trzcinski MKS Victoria Jawor		11.580	30.380	7.8	11.700	37.500	67.880					
27	 Franë Palokaj Cleton Sports		12.825	29.325	6.6	12.370	35.370	64.695					
28	 Gracjan Wesolowski MKS Victoria Jawor		12.130	29.730	6.6	10.760	33.160	62.890					
29	 Theo Gaternich Acro Tramp Sevrans		10.800	27.700	5.9	11.025	34.025	61.725					

#	Name	Compulsory			Voluntary			Preliminaries		Finals			
		Club / organization	Diff	ToF	Total	Diff	ToF	Total	Score	#	Diff	ToF	Total
30	 Rhys Northover OLGA gymnastics & Trampoline club		13.380	37.980	3.6	3.865	14.065	52.045					
31	 Ben O'Connor Stoke Elite Trampoline Club		3.085	7.185	6.3	14.860	41.160	48.345					
32	 Johnny Johnson Apollo TC		7.865	17.265	3.3	9.765	28.365	45.630					
33	 Robin Hartey OLGA gymnastics & Trampoline club		14.020	39.720	1.3	1.455	5.255	44.975					
34	 Joost Geurts Cleton Sports		2.845	7.045	7.4	13.375	37.075	44.120					
35	 Ben Blais Gymnastics Canada		13.455	37.455	1.5	1.405	5.005	42.460					
36	 Patrick Warmer Trampolinevereniging Triffis Alkmaar		2.995	6.295	6.9	13.920	34.420	40.715					
37	 Rik Winters Cleton Sports		4.500	10.300	4.6	6.760	20.760	31.060					
38	 Stefan Jäger TV 1905 Unterbach e.V.		8.490	21.490	1.9	2.875	8.975	30.465					

Class II Women (FIG B)

1	 Tanya Montpetit Gymnastique du Québec		14.855	37.355	8.0	14.295	45.195	82.550	6	8.0	14.790	45.990
2	 Deborah Velema DFS Hoogezand		14.825	37.925	5.1	15.250	43.150	81.075	8	6.3	15.630	45.230
3	 Viktoria Bosshard Swiss Gymnastics Federation		14.010	38.510	7.6	13.760	43.860	82.370	7	7.6	13.940	44.940
4	 Marie Vandembroucke Lenig en Vlug		13.580	37.780	8.4*	13.135	43.135	80.915	9	7.9	13.365	44.765
5	 Nina Czarnokoza OLGA gymnastics & Trampoline club		14.120	38.420	7.6	14.250	44.850	83.270	3	7.6	14.030	44.130
6	 Marie-Catherine Viau Gymnastique du Québec		14.190	37.090	7.6	13.985	43.685	80.775	10	7.6	14.300	44.000
7	 Valérie Scharding Swiss Gymnastics Federation		14.800	39.100	7.4	14.905	43.605	82.705	5	8.0	14.735	43.935
8	 Esther van Voorthuizen Omnigym Assen		14.220	38.920	7.9	13.865	43.965	82.885	4	7.7	13.720	42.320
9	 Isabelle Songhurst OLGA gymnastics & Trampoline club		14.505	39.105	8.2*	13.860	45.160	84.265	2	2.3	2.950	9.750
10	 Laurence Lapointe Gymnastique du Québec		14.240	38.240	7.9	14.690	46.490	84.730	1	1.3	1.515	5.315
11	 Madison Jordan Altair Trampoline Club		13.375	36.675	7.8	13.505	44.005	80.680				
12	 Katerina Saldova Sokol Zizkov		14.315	36.215	8.0	14.355	44.355	80.570				
13	 Isobel Warren OLGA gymnastics & Trampoline club		13.370	36.470	7.6	13.310	44.010	80.480				
14	 Catherine Bedard Gymnastique du Québec		13.720	36.420	7.8	13.650	44.050	80.470				
15	 Lisa Hul Lenig en Vlug		13.880	36.480	8.0	13.685	43.985	80.465				
16	 Lisa Kok TCG/KDO Apeldoorn		13.730	36.430	7.8	13.515	44.015	80.445				
17	 Rebecca Haywood Portsmouth Trampoline Club		14.360	37.660	6.9	14.355	42.755	80.415				
18	 Joni Sabbe Lenig en Vlug		13.565	36.765	7.9	13.345	43.445	80.210				
19	 Ella Connolly Apollo TC		13.790	36.590	7.7	14.340	43.440	80.030				

#	Name Club / organization	Compulsory			Voluntary			Preliminaries		Finals		
		Diff	ToF	Total	Diff	ToF	Total	Score	#	Diff	ToF	Total
20	 Brooklynn McDonald East Kilbride Trampoline Club	13.890	36.190	8.1*	13.585	43.485	79.675					
21	 Gemma Aird Alba Trampoline Club	14.260	36.560	7.4	14.070	42.870	79.430					
22	 Linzi Campbell East Kilbride Trampoline Club	13.970	36.970	8.1*	13.860	42.260	79.230					
23	 Mirthe van Voorthuizen Omnigym Assen	13.800	35.500	6.8	13.905	43.705	79.205					
24	 Bibelore van Es Pro Patria Zoetermeer	13.540	36.340	7.8	13.610	42.710	79.050					
25	 Chloe Wiener OLGA gymnastics & Trampoline club	13.260	36.760	7.0	13.335	42.035	78.795					
26	 Danielle Pinder OLGA gymnastics & Trampoline club	13.035	35.735	6.3	12.910	43.010	78.745					
27	 Hannah Naish OLGA gymnastics & Trampoline club	13.390	36.190	6.8	13.670	42.370	78.560					
28	 Stephanie Tijmes Trampolinevereniging Triffis Alkmaar	13.785	34.285	8.1*	14.265	44.165	78.450					
29	 Shea Silhan Acrospirits Trampoline	12.995	35.795	7.8	12.520	42.320	78.115					
30	 Natalie Bailey OLGA gymnastics & Trampoline club	13.140	35.240	7.6	13.245	42.845	78.085					
31	 Charlotte Herring OLGA gymnastics & Trampoline club	12.390	35.890	7.5	12.370	41.970	77.860					
32	 Kathryn Crandall Tigger's Trampoline and DMT	13.540	35.940	8.1*	13.160	41.860	77.800					
33	 Meredith Tanghe Lenig en Vlug	13.410	35.110	8.2*	13.445	42.045	77.155					
34	 Joke Pattijn Lenig en Vlug	13.270	35.670	7.5	13.080	41.480	77.150					
35	 Lexi Vigil Acrospirits Trampoline	13.630	36.130	6.6	12.685	40.085	76.215					
36	 Juliette Mouton TCG/KDO Apeldoorn	13.390	34.890	7.1	13.425	41.325	76.215					
37	 Emma Armitage Cambridge Cangaroos	12.895	34.695	8.3*	12.930	41.130	75.825					
38	 Chloe Topping OLGA gymnastics & Trampoline club	12.820	33.920	6.8	13.075	41.275	75.195					
39	 Bianca Olie Trampolinevereniging Triffis Alkmaar	13.015	34.115	8.0	12.735	40.735	74.850					
40	 Chloe Orr East Kilbride Trampoline Club	13.170	34.870	6.9	13.410	39.910	74.780					
41	 Frances Wilson East Kilbride Trampoline Club	12.665	34.265	7.7	12.860	40.360	74.625					
42	 Regina Koelewijn TCG Sparta Ermelo	14.175	36.675	5.1	13.630	37.930	74.605					
43	 Eva Parfitt OLGA gymnastics & Trampoline club	12.950	33.650	6.8	13.175	40.875	74.525					
44	 Amanda Daley East Kilbride Trampoline Club	12.930	34.130	7.3	13.145	40.345	74.475					
45	 Charlotte Linthout Sportac'86 Deinze	12.845	34.345	6.5	12.900	40.100	74.445					
46	 Caroline Hall East Kilbride Trampoline Club	13.065	34.065	8.3*	12.655	39.855	73.920					
47	 Hannah Jenkins Acrospirits Trampoline	11.980	34.180	5.3	11.900	39.600	73.780					
48	 Yamila Carrizo Sztainbok Just Bounce Trampoline Club Inc.	12.700	34.100	7.1	12.770	39.570	73.670					

#	Name Club / organization	Compulsory			Voluntary			Preliminaries		Finals		
		Diff	ToF	Total	Diff	ToF	Total	Score	#	Diff	ToF	Total
49	 Linda Kuilboer Trampolinevereniging Triffis Alkmaar	11.845	30.745		7.5	13.580	42.780	73.525				
50	 Olivia Cossey Apollo TC	11.355	32.955		7.5	11.760	40.260	73.215				
51	 Mirthe Molenaar Trampolinevereniging Triffis Alkmaar	13.335	33.135		5.7	13.740	40.040	73.175				
52	 Ilse Vergoossen SV OMNIA 2000 Aalsmeer	12.580	32.980		7.1	12.380	39.780	72.760				
53	 Julija Tarasenko B.J.C. Daugmale	12.555	31.155		8.0	12.420	41.020	72.175				
54	 Aleksandra Niedziela MKS Victoria Jawor	12.390	32.390		7.3	12.475	39.475	71.865				
55	 Aurelie Rutten Gym 90 Beringen	12.655	33.055		6.1	12.530	38.730	71.785				
56	 Becky Davidson Apollo TC	12.310	34.610		7.5	11.760	36.260	70.870				
57	 Tatjana Soboleva B.J.C. Daugmale	11.955	31.355		7.8	12.350	39.450	70.805				
58	 Ilse Redeker Cleton Sports	11.740	32.640		7.1	11.760	37.760	70.400				
59	 Arianne Folkers Cleton Sports	12.685	31.485		7.8	12.255	38.155	69.640				
60	 Margot Lootens Sportac'86 Deinze	11.795	30.195		6.0	11.890	39.090	69.285				
61	 Anna Reijerman Cleton Sports	12.250	31.150		6.4	12.000	37.700	68.850				
62	 Audrey Garon Lacas Gymnastique du Québec	12.370	26.070		7.5	13.705	42.705	68.775				
63	 Gerianne Svensen Gym 90 Beringen	10.375	28.175		3.6	11.915	37.415	65.590				
64	 Georgia Lynn Apollo TC	11.150	28.350		5.6	11.335	37.235	65.585				
65	 Monika Otavová Sokol Zizkov	9.625	24.725		6.9	13.555	40.855	65.580				
66	 Janine van Embden Cleton Sports	10.705	27.805		5.7	11.300	37.500	65.305				
67	 Melissa Greenwell Apollo TC	12.300	26.700		6.6	12.525	36.825	63.525				
68	 Jresa Hatumena Cleton Sports	10.800	28.800		5.1	10.865	33.865	62.665				
69	 Nienke Borgman Omnigym Assen	10.910	22.110		6.0	12.530	39.630	61.740				
70	 Dominika Hamulczyk MKS Victoria Jawor	11.610	31.110		5.5	9.175	30.375	61.485				
71	 Laura Edison East Kilbride Trampoline Club	7.720	20.820		6.8	12.575	40.275	61.095				
72	 Jolien Quintijn Lenig en Vlug	13.270	35.670		5.2	6.740	23.140	58.810				
73	 Rhona Ferguson East Kilbride Trampoline Club	13.110	34.410		4.0	6.815	21.115	55.525				
74	 Caanon Gibbons Acrospirits Trampoline	4.360	9.660		7.8	13.935	44.335	53.995				
75	 Daphne van der Have Cleton Sports	11.280	30.280		3.0	5.680	17.980	48.260				
76	 Yanaika Holst SV OMNIA 2000 Aalsmeer	1.420	3.520		7.6	13.405	42.005	45.525				

*: In class II Men/Women, difficulty higher than 8.0 is not counted.